

WALLPRO DOUBLE

STATIONARY WELDING FUME EXTRACTOR

The WallPro is a stationary welding fume filter including two extraction arms and a fan. The highly efficient filter cartridge is automatically cleaned by the integrated RamAir™ pulse amplifier, based on external compressed air supply.

Unlike most similar stationary filter units, filter cleaning also takes place *offline* (fan off), which is much more effective than the usual *online* (fan on).

The extraction arms can be mounted directly to the filter unit ("DM" types) or at an external position ("EM" types).



Image: WallPro Double "DM"

APPLICATIONS

The WallPro Double is intended to be used for the following applications:

- MIG-MAG/GMAW welding
- TIG welding
- FCAW welding
- stick/MMAW welding
- stainless steel welding
- grinding
- polishing
- finishing



SPECIFICATIONS (general)

Physical dimensions and properties (filter unit)

Material (housing):	electro-zinc coated steel (according to DIN EN 10152)
• steel grade	• DC01+ZE
• steel grade no.	• 1.0330
Colour	yellow RAL 1004 grey RAL 7011
Weight (net), excl. arms	125 kg
Supply cable	not included
Capacity of dustbin	18 litres

Filter cartridge

Type	CART-O/PTFE/20
Filter material	BiCo polyester with PTFE membrane
Filter surface area	20 m ²
Shape	cylindric
Washable	no
Lifetime expectancy	ref. explanation on page 4

Compressed air system

Required compressed air quality	dry and oil-free according to ISO 8573-3 class 6
Inlet pressure	5-10 bar (75-150 PSI)
Required pressure	5 bar (75 PSI) (by integrated pressure regulator)
Compressed air connection	G 3/8" (female)
Compressed air consumption	35 NI (1.2 ft ³) per pulse
Volume of compressed air tank	9 litres (2.4 gallon)

Activation of filter cleaning system (both online and offline)	<ul style="list-style-type: none"> • pressure controlled • manually by push button • at shutdown
Duration of filter cleaning cycle	60 seconds (6 pulses)

Ambient and process conditions

Process temperature:	<ul style="list-style-type: none"> • min. 5°C (41°F) • nom. 20°C (68°F) • max. 70°C (158°F)
Max. relative humidity	90%
Suitable for outdoor use	no
Storage conditions	<ul style="list-style-type: none"> • 5-45°C (41-113°F) • relative humidity max. 80%




Options and accessories (general)

Dustbin extension set	<ul style="list-style-type: none"> • metric Ø 200 mm • imperial Ø 8 inch
WCS-WP	welding cable sensor
Filter disposal bag (5 pieces)	for dust-free filter removal

Scope of supply

Filter unit (without side panels) – Side panel set – Extraction arm (2) – Mounting bracket (2) – Fan – Dustbin – Air hose (filter pressure) 2x10 m – Control box – Arm/duct mounting kit (inlet flange + non-return valve) – SealApplicator (seal assembly lubricant) – Fan outlet transition from rectangular to round – Filter disposal bag (5 pieces)

APPROVALS/CERTIFICATES

 50Hz  60Hz	Control box
Welding fume class	W3 according to ISO 15012-1:2013
	Directive 2011/65/EC (RoHS) valid as of 8 June 2011

SPECIFICATIONS (per product type)

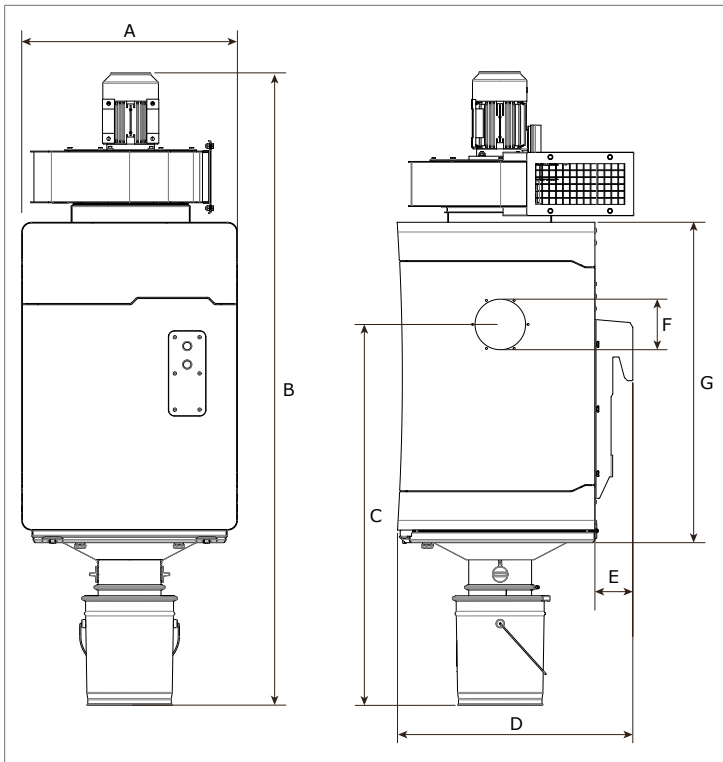
WallPro Double-	160/3-DM	160/4-DM	200/3-DM	200/4-DM
	160/3-EM	160/4-EM	200/3-EM	200/4-EM
■ Extraction arm (2)¹				
Type	KUA-160/3H	KUA-160/4H	KUA-200/3H	KUA-200/4H
Length	3 m	4 m	3 m	4 m
Diameter	Ø 160 mm		Ø 200 mm	
■ Extraction fan¹				
Type	FUA-4700		FUA-4700	
Power consumption	2,2 kW (3 HP)		2,2 kW (3 HP)	
Motor design: • 50Hz units • 60Hz units	IEC NEMA		IEC NEMA	
Energy efficiency: • 50Hz units • 60Hz units	IE3 premium		IE3 premium	
Fan outlet (via adapter)	Ø 250 mm		Ø 250 mm	
■ Performance				
Extraction capacity	max. 2 x 1000 m ³ /h (2 x 560 CFM)		max. 2 x 1450 m ³ /h (2 x 855 CFM)	
Noise level ² • with optional silencer	76 dB(A) 71 dB(A)		76 dB(A) 71 dB(A)	
■ Options and accessories				
Silencer	SAS-250 straight		SAS-250 straight	
Manual on/off switch on the hood, incl. LED working light	LL-5.5/24-200		LL-5.5/24-200	

¹ Refer to the separate product data sheets for more detailed information

² According to ISO 3746

■ Order information				
	Article no.	Article no.	Article no.	Article no.
WallPro Double-	160-3/DM	160/4-DM	200/3-DM	200/4-DM
400V/3ph/50Hz	0000117360	0000117376	0000117400	0000117425
208-230V/3ph/60Hz	0000117361	0000117377	0000117401	0000117426
460V/3ph/60Hz	0000117362	0000117378	0000117402	0000117427
575V/3ph/60Hz	0000117363	0000117379	0000117403	0000117428
WallPro Double-	160-3/EM	160/4-EM	200/3-EM	200/4-EM
400V/3ph/50Hz	0000117364	0000117380	0000117404	0000117429
208-230V/3ph/60Hz	0000117365	0000117381	0000117405	0000117430
460V/3ph/60Hz	0000117366	0000117382	0000117406	0000117431
575V/3ph/60Hz	0000117367	0000117383	0000117407	0000117432
■ Logistics data				
Gross weight (incl. arms, fan and pallet)				
Packing dimensions (incl. pallet): • filter unit • extraction arms • fan • remaining parts	850 x 750 x 1400 mm 2100 x 300 x 500 mm (2x)		850 x 750 x 1400 mm 1740 x 355 x 660 mm (2x) 2085 x 355 x 660 mm (2x)	
Harmonized Tariff Code	84213925		84213925	

DIMENSIONS

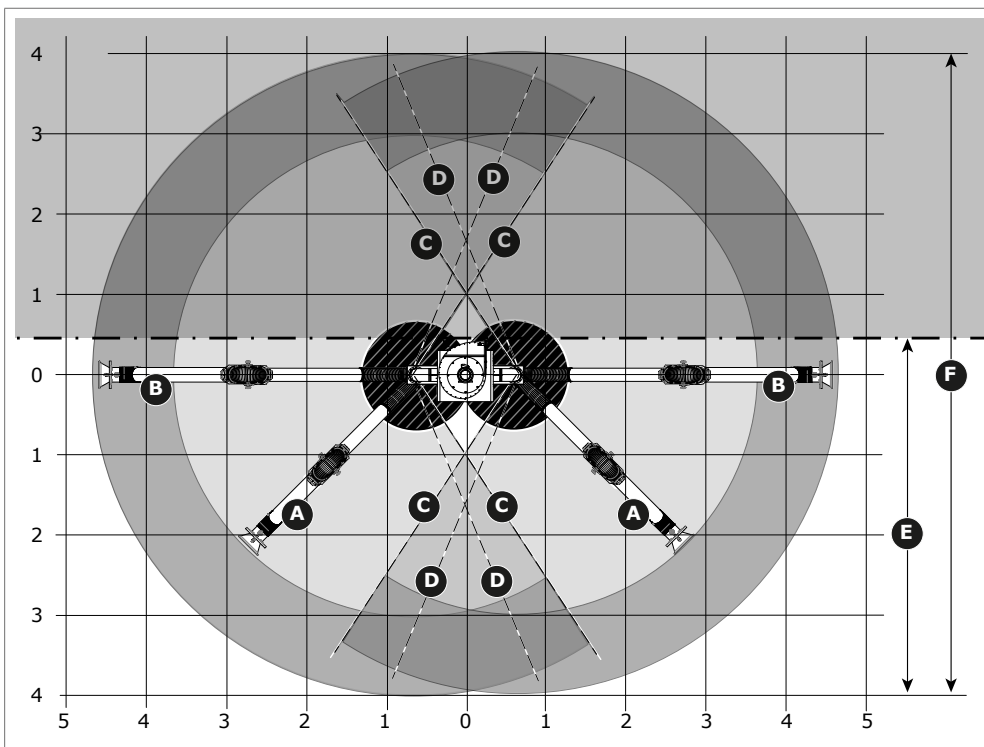


	mm	inch
A	700	27.6
B	2059	81.1
C	1236	48.7
D	764	30.1
E	123	4.8
F	with KUA-160: Ø 164 with KUA-200: Ø 204	Ø 6.5 Ø 8.0
G	1040	40.9

WORKING RANGE

WallPro Double "DM": the extraction arms are directly mounted to the housing of the filter unit.

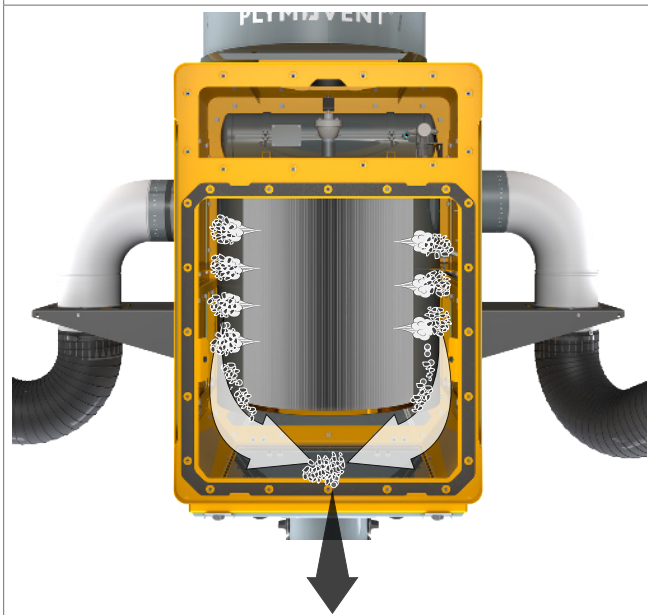
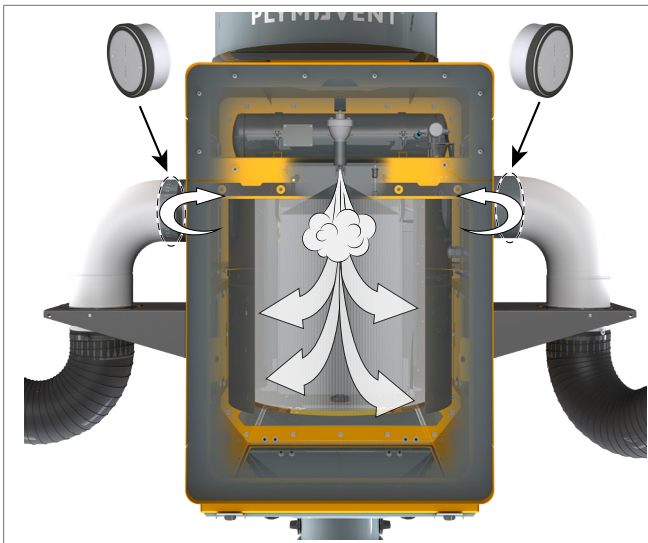
Image: top view; for a side view of the working range per arm, refer to the separate data sheets of the KUA-160 and KUA-200.



Max. distance	
A	KUA-160/3H KUA-200/3H
B	KUA-160/4H KUA-200/4H
Max. angle	
C	KUA-160/3H KUA-160/4H
D	KUA-200/3H KUA-200/4H
Mounting position	
E	Wall mounting
F	On a stanchion or similar

WallPro Double "EM": the extraction arms are mounted separately from the filter unit. The working range thus depends on the duct length between the extraction arms and the filter unit.

FEATURES & BENEFITS



Highly effective **offline** filter cleaning



Dust-free filter removal & service (bag-in/bag-out)



Dustbin extension set (option) for ease of maintenance

Lifetime expectancy of the filter cartridge

The minimum mechanical lifetime expectancy is 12000 pulses @ 5 bar, which is the equivalent of 2 cleaning cycles of 6 pulses per 8 hours for a period of 8000 hours.

Filter cartridges have been subject to an endurance test of 12000 pulses @ 5 bar without showing any sign of wear.

Application restrictions

Do **not** use the product for the following applications or in the following circumstances: polishing applications in combination with grinding, welding or any other application that generate sparks (fibres from polishing or abrasive flap disks are highly flammable and pose a high risk of filter fires when exposed to sparks) | aluminium laser cutting | oil mist | heavy oil mist in welding fume | arc-air gouging | extraction of aggressive fumes and gases (e.g. from acids, from alkaline, from soldering paste containing lithium) | extraction of hot gases (more than 70°C/158°F continuously) | grinding aluminum and magnesium | flame spraying | extraction of cement, saw dust, wood dust etc. | sucking cigarettes, cigars, oiled tissues and other burning particles, objects and acids | explosive environments or explosive substances/gases

Product type

WallPro Double

Article no.

refer to Order information

Product category

stationary filter units

Version

160221/E

Always check the latest version on www.plymovent.com