




## **FILTER REPLACEMENT**



Easy guide for identifying filter replacement cartridges for welding fume and oil mist extractors



Filter replacement (CART filter) of the MultiDust® Bank

## CONTENT

<b>Stationary welding fume filters</b>	<b>2</b>
<b>Mobile units</b>	<b>3</b>
<b>Portable welding fume extractor</b>	<b>4</b>
<b>Downdraft tables</b>	<b>4</b>
<b>Central filter systems</b>	<b>5</b>
<b>General filtration</b>	<b>5</b>
<b>Oil mist filters</b>	<b>6</b>
<b>Discontinued products</b>	<b>6</b>

## PURE CLEAN AIR

Industrial exhaust systems should always function perfectly, because only then you will be sure that the indoor air is really clean. Next to detailed advice and installation of Plymovent, you can also expect to receive a perfect advice for maintenance.

## FILTER REPLACEMENT, PART OF MAINTENANCE

Regular maintenance is of great importance in the manufacturing industry. Maintenance of fume and dust extraction is necessary so that clean and safe indoor air in the workplace is guaranteed. Filter replacement is an important part of the maintenance.

Plymovent noticed that specially in the summer, when companies plan extensive maintenance, it is a good time to replace the filters. Or in autumn, when windows and doors

need to be closed because of the cold weather, it's very important that the industrial exhaust system functions perfectly.

This guide helps you by identifying what kind of filter needs to be replaced. For more information about replacing the filters and safety regulations we refer you to the manual.

*You should always replace the filter cartridge if it is damaged.*

# STATIONARY WELDING FUME FILTERS



SFD



SFS



MF



SmartOne

## SFD

Filter package	Art. number	Indication	Maintenance
Pre filter	9820310110	Filter polluted	Clean or replace
FCC-50	9850060050	Red filter pollution indicator ("filter clogged")	Replace
FCC-50/HE	9850060250		Replace

## SFS

Filter package	Art. number	Indication	Maintenance
Pre filter	0000102274	Filter polluted	Clean or replace
FCC-30	9850060110	Blinking alarm light	Replace

## MF-30/31

Filter package	Art. number	Indication	Maintenance
PF-M/ALU	0000100922	Filter polluted	Clean
GFMF	0000100185	On pressure gauge	Replace
CFM	0000100190	Unpleasant smell	Replace
HFME-3	0000100186	On pressure gauge	Replace

## SMARTONE

Filter package	Art. number	Indication	Maintenance
CART-OA	0000101752	Automatic filter cleaning system is activated repeatedly	Replace
CART-O	0000101751		Replace



9820310110



9850060050




9850060250



0000102274



9850060110



0000100922




0000100185




0000100190



0000100186



0000101752



0000101751



# MOBILE UNITS



MFD

## MFD

Filter package	Art. number	Indication	Maintenance
Pre filter	9820310110	Filter polluted	Clean or replace
FCC-50	9850060050	Red filter pollution indicator ("filter clogged")	Replace
FCC-50/HE	9850060250		Replace
FAC-50	9850070060	Unpleasant smell	Replace

## MFS

Filter package	Art. number	Indication	Maintenance
Pre filter	0000102274	Filter polluted	Clean or replace
FCC-30	9850060110	Blinking alarm light	Replace

## MFE

Filter package	Art. number	Indication	Maintenance
SAF	0000102273	Filter polluted	Clean or replace
FIS	0000102272	Poor suction	Clean or replace
FCS	9821430000	Poor suction	Clean or replace
SAF	0000102273	Filter polluted	Clean or replace
SCF	0104060010	Unpleasant smell	Replace



MobileOne

## MOBILEONE

Filter package	Art. number	Indication	Maintenance
CART-O	0000101751	Automatic filter cleaning system is activated repeatedly	Replace

## MOBILEPRO

Filter package	Art. number	Indication	Maintenance
CART-O	0000101751	Alarm light continues to blink during usage.	Clean or replace
CART-OA	0000101752		

Note: always replace the filter cartridge if it is damaged.



MobilePro



9820310110



9850060050



9850060250



9850070060



0000102274



9850060110



0000102272




9821430000




0000102273



0104060010



0000101751



0000101752

# PORTABLE WELDING FUME EXTRACTOR



PHV

## PHV

Filter package	Art. number	Indication	Maintenance
PF-PHV	0000102275	Filter polluted	Clean or replace
Dura-H	9850060230	Poor suction	Replace
HEPA	9850060140	Indication "Check filter"	Replace



0000102275



9850060230



9850060140

# DOWNDRAFT TABLES



DraftMax Basic

## DOWNDRAFT TABLES

Filter package	Art. number	Indication	Maintenance
Pre spark arrester	0040000040	Filters polluted	Clean or replace
Main spark arrester	0040100060	Filters polluted	Clean or replace
DuraFilter FCC-52	0040000020	Basic + Advance: on pressure gauge Ultra: buzzer (2 sec. on/2 sec. off)	Replace
HEPA filter	0040000030	When FCC-52 is replaced	Replace



0040000040



0040100060



0040000020



0040000030

These filters belong to the DraftMax **Basic** and **Ultra**.

# CENTRALFILTERSYSTEM



SCS

## SCS

Filter package	Art. number	Indication	Maintenance
FCC-150	9850060080	Blinking alarm light	Replace
FCP-110	9850060100	Blinking alarm light	Replace

## MDB


Filter package	Art. number	Indication	Maintenance
CART-D	0000100356	On control box	Replace
CART-C	0000100353	On control box	Replace
CART-E	0000100354	On control box	Replace
CART-PTFE	0000100297	On control box	Replace
CART-MB	0000102315	On control box	Replace



MDB-64



0000100356  
0000100353  
0000100354  
0000100297  
0000102315



9850060080



9850060100

# GENERAL FILTRATION



EDS

## EDS

Filter package	Art. number	Indication	Maintenance
FCC-150	9850060080	"Filters clogged" on PLC	Replace



9850060080

# OIL MIST FILTER



MistEliminator



MistWizard

## MISTELIMINATOR GENERAL

Filter package	Art. number	Indication	Maintenance
ME-INL/IMP	0000100824	Filter polluted	Clean or replace
ME-INL/PF	0000100825	Filter polluted	Clean or replace
HFME-3 (option)	0000100186	On pressure gauge	Replace

## ME-31 AND ME-32 RANGE ONLY

Filter package	Art. number	Indication	Maintenance
BFME-31	0000100188	On pressure gauge	Replace

## ME-41 AND ME-42 RANGE ONLY


Filter package	Art. number	Indication	Maintenance
OC-1	0000100358	On pressure gauge	Replace
OC-2	0000100357	On pressure gauge	Replace

## MISTWIZARD

Filter package	Art. number	Indication	Maintenance
CART-2	0000100352	On pressure gauge	Replace



0000100824



0000100825



0000100188



0000100358



0000100357



0000100352

# DISCONTINUED PRODUCTS

For order information about the discontinued products, please contact your authorised Plymovent distributor, or contact Plymovent.  
[export@plymovent.com](mailto:export@plymovent.com)



## CLEAN AIR AT WORK

High-quality welding fume extraction and filtration systems in the metalworking industry are long-term investments. They create a cleaner and healthier work environment. Welders and other personnel will notice the difference (disappearance of the visible blue layer of welding fumes) immediately. The result: improved work performance, increased productivity and less absence due to illness. On top of that, your machinery will stay cleaner, lowering your company's maintenance costs.

**PLYMOVENT®**  
clean air at work

International Distributor Sales  
**Plymovent Group BV**  
P.O. Box 9350  
1800 GJ Alkmaar  
The Netherlands

T +31 (0)72 5640 604  
F +31 (0)72 5644 469  
E [export@plymovent.com](mailto:export@plymovent.com)

Your authorised Plymovent distributor:

*Plymovent cares about the air you breathe.  
We offer products, systems and services which  
ensure clean air at work, anywhere in the world.*

*We respect the environment and we deliver  
high-quality products. Our expertise gained over  
many years and our genuine commitment to  
customer requirements enable us to provide  
precisely the solutions you need.*